



2022 TSA Beach Tennis Nationals

Mixed Mens + Ladies





Topspin

				1.	2.	3.	4.
TSA931210	GN		1. [1] Kyla YELVERTON Daniel HENDRIKS		Opponent W/O	6-1, 6-2	6-1, 6-1
TSA062367	GN		2. Lesedi MALULEKE Lucas CHAUKE	W/O		6-0, 6-3	4-6, 1-6
TSA091901	GN		3. Nqobile KEKANA Keitumetse KHOZA	1-6, 2-6	0-6, 3-6		0-6, 0-6
TSA741332	GN		4. Estelle RIDDICK Gerhard CLAASSEN	1-6, 1-6	6-4, 6-1	6-0, 6-0	

Standings

	Points	Wins	Losses	Sets	Games
1. [1] HENDRIKS / YELVERTON	8	4	0	6 - 0 (100%)	24 - 5 (82.76%)
2. CLAASSEN / RIDDICK	4	2	1	4 - 2 (66.67%)	26 - 17 (60.47%)
3. CHAUKE / MALULEKE	2	1	3	2 - 4 (33.33%)	17 - 15 (53.13%)
4. KHOZA / KEKANA	0	0	3	0 - 6 (0%)	6 - 36 (14.29%)

Turquoise





				1.	2.	3.	4.
TSA841084	GN		1. [2] Tamara PIETERS Ryan BROOKSHAW		6-0, 6-0	6-0, 6-0	6-0, 6-1
TSA081979	GN		2. Keotshepile NTLATLENG Oratile NGOBENI	0-6, 0-6		2-6, 0-6	1-6, 7-5, 3-6
TSA062232	GN		3. Tlhalefo KGAFELA Kgomotso SEEMA	0-6, 0-6	6-2, 6-0		0-6, 2-6
TSA061874	GN		4. Nokuthula KEKANA Eric MATJIANE	0-6, 1-6	6-1, 5-7, 6-3	6-0, 6-2	

Standings

	Points	Wins	Losses	Sets	Games
1. [2] BROOKSHAW / PIETERS	6	3	0	6 - 0 (100%)	36 - 1 (97.3%)
2. MATJIANE / KEKANA	4	2	1	4 - 3 (57.14%)	30 - 25 (54.55%)
3. SEEMA / KGAFELA	2	1	2	2 - 4 (33.33%)	14 - 26 (35%)
4. NGOBENI / NTLATLENG	0	0	3	1 - 6 (14.29%)	13 - 41 (24.07%)





Vision

				1.	2.	3.	4.
TSA951305	GN		1. [3] Laetitia LOURENS Reynard STEENKAMP		6-0, 6-0	6-0, 6-0	6-0, 6-0
	GN		2. Vanessa GARTLAND Fabian VILJOEN	0-6, 0-6		6-1, 6-1	6-0, 6-0
TSA081999	GN		3. Karabo MASHELE Kutlwano MPHAHLELE	0-6, 0-6	1-6, 1-6		3-6, 6-3, 7-5
TSA061875	GN		4. Refilwe MODIBA Botshelo MOSES	0-6, 0-6	0-6, 0-6	6-3, 3-6, 5-7	

Standings

	Points	Wins	Losses	Sets	Games
1. [3] STEENKAMP / LOURENS	6	3	0	6 - 0 (100%)	36 - 0 (100%)
2. VILJOEN / GARTLAND	4	2	1	4 - 2 (66.67%)	24 - 14 (63.16%)
3. MPHAHLELE / MASHELE	2	1	2	2 - 5 (28.57%)	18 - 38 (32.14%)
4. MOSES / MODIBA	0	0	3	1 - 6 (14.29%)	14 - 40 (25.93%)

Drop Shot

				1.	2.	3.	4.
TSAJJ4914	GN		1. [4] Celeste RIDDICK CLAASSEN Frans LEDWABA		6-2, 6-1	6-1, 6-0	6-1, 6-0
TSA011549	GN		2. Mogomotsi SEKGOBELA Tshepang CHAANE	2-6, 1-6		6-1, 6-1	6-1, 3-6, 6-0
TSA061591	GN		3. Presencia NDHLOVU Tshepang TLHATLHA	1-6, 0-6	1-6, 1-6		6-7, 3-6
TSA051815	GN		4. Tshegofatso MOREKU Mpho JANTJIES	1-6, 0-6	1-6, 6-3, 0-6	7-6, 6-3	

Standings

	Points	Wins	Losses	Sets	Games
1. [4] LEDWABA / RIDDICK CLAASSEN	6	3	0	6 - 0 (100%)	36 - 5 (87.8%)
2. CHAANE / SEKGOBELA	4	2	1	4 - 3 (57.14%)	30 - 21 (58.82%)
3. JANTJIES / MOREKU	2	1	2	3 - 4 (42.86%)	21 - 36 (36.84%)
4. TLHATLHA / NDHLOVU	0	0	3	0 - 6 (0%)	12 - 37 (24.49%)

1/2 Playoff

[1] HENDRIKS / YELVERTON

[3] STEENKAMP / LOURENS

[2] BROOKSHAW / PIETERS

[4] LEDWABA / RIDDICK CLAASSEN

[1] HENDRIKS / YELVERTON

6-0, 6-4

BROOKSHAW / PIETERS

6-2, 7-6(5)

[2] BROOKSHAW / PIETERS

6-3, 7-5



3/4 Playoff

[3] STEENKAMP / LOURENS

LEDWABA / RIDDICK CLAASSEN

[4] LEDWABA / RIDDICK CLAASSEN 6-3, 6-1

5/6 Playoff

CLAASSEN / RIDDICK

C1

VILJOEN / GARTLAND

C3

MATJIANE / KEKANA

C2

CHAANE / SEKGOBELA

7/8 Playoff

C1

D1

C2

9/10 Playoff

CHAUKE / MALULEKE

E1

MPHAHLELE / MASHELE

E3

SEEMA / KGAFELA

E2

JANTJIES / MOREKU

11/12 Playoff

E1

F1

E2



13/14 Playoff

KHOZA / KEKANA

G1
MOSES / MODIBA

G3

NGOBENI / NTLATLENG

G2
TLHATLHA / NDHLOVU

15/16 Playoff

G1

H1
G2

