



2022062 MP KPM Rainbow Kidz U10



Green Ball Boys

Box 1

				1.	2.	3.	4.	5.	6.	
TSA121276	MPUM		1.	SWART Martin		5-7	13-9	5-7	6-0	6-2
TSA121305	GC		2.	VARSHA Nathan	7-5		6-4	5-7	6-0	6-0
TSA131239	GE		3.	ROOSKRANTZ Elijah	9-13	4-6		4-6	6-4	6-2
TSA131316	MPUM		4.	JACOBS Muller	7-5	7-5	6-4		6-1	6-1
TSA122172	MPUM		5.	ENGELBRECHT Revan	0-6	0-6	4-6	1-6		2-6
TSA131210	MPUM		6.	SABANI Troy	2-6	0-6	2-6	1-6	6-2	

Standings	Points	Wins	Losses	Sets	Games
1. Muller JACOBS	10	5	0	5 - 0 (100%)	32 - 16 (66.67%)
2. Nathan VARSHA	8	4	1	4 - 1 (80%)	30 - 16 (65.22%)
3. Martin SWART	6	3	2	3 - 2 (60%)	35 - 25 (58.33%)
4. Elijah ROOSKRANTZ	4	2	3	2 - 3 (40%)	29 - 31 (48.33%)
5. Troy SABANI	2	1	4	1 - 4 (20%)	11 - 26 (29.73%)
6. Revan ENGELBRECHT	0	0	5	0 - 5 (0%)	7 - 30 (18.92%)

Box 2

				1.	2.	3.	4.	5.	6.
TSA131811	MPUN		1.	MEINTJES Troy		1-1	0-7	0-7	0-7
TSA121170	GC		2.	BLUMBERG Ethan	1-1		0-7	0-7	0-7
TSA121334	MPUN		3.	COMBRINK Joshua	7-0	7-0		0-6	7-5
TSA121702	MPUN		4.	BOTHMA Petrus	7-0	7-0	6-0		6-2
TSA121613	MPUN		5.	BOTMA Jakobus	7-0	7-0	6-0	6-2	6-0
TSA122171	MPUN		6.	BRIGGS Ryan	7-0	7-0	5-7	2-6	0-6

Standings	Points	Wins	Losses	Sets	Games
1. Jakobus BOTMA	10	5	0	5 - 0 (100%)	32 - 2 (94.12%)
2. Petrus BOTHMA	8	4	1	4 - 1 (80%)	28 - 8 (77.78%)
3. Joshua COMBRINK	6	3	2	3 - 2 (60%)	21 - 17 (55.26%)
4. Ryan BRIGGS	4	2	3	2 - 3 (40%)	21 - 19 (52.5%)
5. Ethan BLUMBERG	2	1	4	1 - 4 (20%)	1 - 29 (3.33%)
6. Troy MEINTJES	0	0	5	0 - 5 (0%)	1 - 29 (3.33%)

1/2 Playoff

Muller JACOBS	
Jakobus BOTMA	Muller JACOBS 6-1

3/4 Playoff

Nathan VARSHA	
Petrus BOTHMA	Nathan VARSHA 6-1

5/6 Playoff

Martin SWART	
Joshua COMBRINK	Martin SWART 6-1

7/8 Playoff

Elijah ROOSKRANTZ	
Ryan BRIGGS	Elijah ROOSKRANTZ 6-2

9/10 Playoff

Troy SABANI	
E1 Sun May 29 10:15am Ethan BLUMBERG	

11/12 Playoff

F1	
----	--