










**2021123 EC Nelson Mandela Bay Mini 7  
BS 14**

### Main Draw

1	TSA070046	EP	 [1] Lutkin KEMP		
2			A1 BYE	[1] Lutkin KEMP	
3	TSA071847	EP	 Asakhanya JANTJIE		[1] Lutkin KEMP 6-2, 6-1
4			A2 BYE	Asakhanya JANTJIE	
5	TSA081358	EP	[4] Jacques DU TOIT		[1] Lutkin KEMP 6-0, 7-5
6			A3 BYE	[4] Jacques DU TOIT	
7	TSA071869	EP	 Dawid VERMAAK		Kei BADENHORST 7-6(6), 6-2
8	TSA081190	WP	 Kei BADENHORST	Walkover	
9	TSA081415	EP	 Rudolph-Hein VAN EEDEN		[1] Lutkin KEMP 6-4, 1-6, 10-8
10	TSA081925	EDEN	 Jean SCHOEMAN	Rudolph-Hein VAN EEDEN 3-6, 6-4, 10-7	
11			BYE		[3] Christiaan FRANKEN 6-3, 6-3
12	TSA071352	GE	 [3] Christiaan FRANKEN		
13	TSA091429	EP	 Jack MOWBRAY		[3] Christiaan FRANKEN 6-4, 6-2
14	TSA081568	EP	 Elandre VAN LOGGERENBERG	Elandre VAN LOGGERENBERG 6-0, 4-6, 10-7	
15			BYE		Elandre VAN LOGGERENBERG 6-3, 6-3
16	TSA091385	EP	A8 [2] Petri REYNOLDS	[2] Petri REYNOLDS	

### Position 3-4

Kei BADENHORST	Kei BADENHORST
Elandre VAN LOGGERENBERG	6-1, 6-2

### Position 5-8

Asakhanya JANTJIE	[4] Jacques DU TOIT	
[4] Jacques DU TOIT	6-0, 6-3	
Rudolph-Hein VAN EEDEN		[4] Jacques DU TOIT
		6-3, 6-2
[2] Petri REYNOLDS	Rudolph-Hein VAN EEDEN	
	6-0, 6-1	

**Position 7-8**

Asakhanya JANTJIE	
[2] Petri REYNOLDS	[2] Petri REYNOLDS
	7-5, 6-2

**Position 9-16**

The diagram illustrates a sequence of events in a meeting. On the left, a vertical timeline lists participants: E1, E2, Jean SCHOEMAN, E3, Jack MOWBRAY, E4. On the right, a vertical timeline lists events: E5, E7, and Jean SCHOEMAN. Horizontal lines connect the participants to the events they speak at. E1 and E2 speak at E5. Jean SCHOEMAN speaks at E7. Jack MOWBRAY speaks at E4. The diagram shows a sequence of events where participants take turns speaking.

Position 11-12

BYE	
F1	Jack MOWBRAY
Jack MOWBRAY	

Position 13-16

BYE		
G1	BYE	
BYE		
	G3	
BYE		
G2	BYE	
BYE		

Position 15-16

BYE	
H1	
BYE	