







**2019109 EC Nelson Mandela Bay Mini 3
GS 12**

Main Draw

1	TSA071487	EP		[1] Juliette CARSTENS	
2				A1 BYE	[1] Juliette CARSTENS
3	TSA081081	EP		Kèani SCHOULTZ	[1] Juliette CARSTENS 6-4, 7-5
4	TSA071217	EDEN		Riley SLACK	Kèani SCHOULTZ 6-3, 6-3
5	TSA071231	EP		[3] Tayla PAXTON	[3] Tayla PAXTON 7-6(3), 6-3
6				A3 BYE	[3] Tayla PAXTON
7	TSA091240	EP		Amy Leigh STUART	[3] Tayla PAXTON 6-0, 6-0
8				A4 BYE	Amy Leigh STUART
9	TSA081194	EP		Kiara ROULSTONE	[3] Tayla PAXTON 6-2, 7-6(3)
10				A5 BYE	Kiara ROULSTONE
11				BYE	Kiara ROULSTONE 6-2, 4-6, 10-5
12	TSA081263	FS		A6 [4] Ameli THERON	[4] Ameli THERON
13	TSA081095	EP		Jenna COETZEE	[2] Tara FERREIRA 6-1, 6-1
14	TSA071351	EDEN		Megan PLUMBRIDGE	Megan PLUMBRIDGE 7-5, 7-6(9)
15				BYE	[2] Tara FERREIRA 6-4, 6-3
16	TSA081042	EP		A8 [2] Tara FERREIRA	[2] Tara FERREIRA

Position 3-4

[1] Juliette CARSTENS	[1] Juliette CARSTENS
Kiara ROULSTONE	6-1, 6-3

Position 5-8

Kéani SCHOULTZ	Kéani SCHOULTZ	
Amy Leigh STUART	6-0, 6-3	
[4] Ameli THERON		Megan PLUMBRIDGE
		6-3, 5-7, 10-8
Megan PLUMBRIDGE	6-3, 6-1	

Position 7-8

Amy Leigh STUART	
	[4] Ameli THERON
[4] Ameli THERON	6-1, 6-2

Position 9-16

Diagram 1

The diagram illustrates a network structure with the following nodes and connections:

- Nodes:** E1, E2, E3, E4, E5, E6, Jenna COETZEE, Riley SLACK, and Jenna COETZEE.
- Connections:**
 - E1 is connected to Riley SLACK.
 - E2 is connected to Riley SLACK.
 - E3 is connected to E5.
 - E4 is connected to E6.
 - E5 is connected to Riley SLACK.
 - E6 is connected to Jenna COETZEE.
 - Jenna COETZEE is connected to Jenna COETZEE.

Position 11-12

BYE	
F1	
BYE	

Position 13-16



Position 15-16

