







**2019109 EC Nelson Mandela Bay Mini 3  
GS 12**

## Main Draw

1	TSA071487	EP		[1] Juliette CARSTENS	
2				A1 BYE	[1] Juliette CARSTENS
3	TSA081081	EP		Kèani SCHOULTZ	[1] Juliette CARSTENS 6-4, 7-5
4	TSA071217	EDEN		Riley SLACK	Kèani SCHOULTZ 6-3, 6-3
5	TSA071231	EP		[3] Tayla PAXTON	[3] Tayla PAXTON 7-6(3), 6-3
6				A3 BYE	[3] Tayla PAXTON
7	TSA091240	EP		Amy Leigh STUART	[3] Tayla PAXTON 6-0, 6-0
8				A4 BYE	Amy Leigh STUART
9	TSA081194	EP		Kiara ROULSTONE	[3] Tayla PAXTON 6-2, 7-6(3)
10				A5 BYE	Kiara ROULSTONE
11				BYE	Kiara ROULSTONE 6-2, 4-6, 10-5
12	TSA081263	FS		A6 [4] Ameli THERON	[4] Ameli THERON
13	TSA081095	EP		Jenna COETZEE	[2] Tara FERREIRA 6-1, 6-1
14	TSA071351	EDEN		Megan PLUMBRIDGE	Megan PLUMBRIDGE 7-5, 7-6(9)
15				BYE	[2] Tara FERREIRA 6-4, 6-3
16	TSA081042	EP		A8 [2] Tara FERREIRA	[2] Tara FERREIRA

**Position 3-4**

[1] Juliette CARSTENS	[1] Juliette CARSTENS
Kiara ROULSTONE	6-1, 6-3

### Position 5-8

Kéani SCHOULTZ	Kéani SCHOULTZ	
Amy Leigh STUART	6-0, 6-3	
[4] Ameli THERON		Megan PLUMBRIDGE
		6-3, 5-7, 10-8
Megan PLUMBRIDGE	6-3, 6-1	

**Position 7-8**

Amy Leigh STUART	
	[4] Ameli THERON
[4] Ameli THERON	6-1, 6-2

**Position 9-16**

**Diagram 1**

The diagram illustrates a network structure with the following nodes and connections:

- Nodes:** E1, Riley SLACK, E2, BYE, E3, BYE, Jenna COETZEE, E4, BYE, E5, Riley SLACK, E6, Jenna COETZEE.
- Connections:**
  - E1 is connected to Riley SLACK.
  - Riley SLACK is connected to E5.
  - E5 is connected to Riley SLACK.
  - Riley SLACK is connected to Jenna COETZEE.
  - E2 is connected to BYE.
  - BYE is connected to Jenna COETZEE.
  - E3 is connected to BYE.
  - BYE is connected to Jenna COETZEE.
  - Jenna COETZEE is connected to E6.
  - E6 is connected to Jenna COETZEE.
  - E4 is connected to Jenna COETZEE.
  - Jenna COETZEE is connected to E4.

**Position 11-12**

BYE	
F1	
BYE	

Position 13-16



Position 15-16

