










2019041 EC Nelson Mandela Bay Mini 1
BS 10

Box 1

| | | | | 1. | 2. | 3. | 4. | 5. |
|-----------|-----|---|-----------------------|-----|-----|-----|-----|-----|
| TSA101033 | BOR |  | 1. HEIBERG Ryan | | 9-0 | 3-6 | 5-4 | 7-2 |
| TSA101163 | EP |  | 2. LANDSBERG Simon | 0-9 | | 0-9 | 1-8 | 2-7 |
| TSA091429 | EP |  | 3. MOWBRAY Jack | 6-3 | 9-0 | | 5-4 | 8-1 |
| TSA091193 | EP | | 4. CRONE Callan | 4-5 | 8-1 | 4-5 | | 6-3 |
| TSA091374 | FS |  | 5. STRYDOM Gerdus | 2-7 | 7-2 | 1-8 | 3-6 | |

| Standings | Points | Wins | Losses | Sets | Games |
|--------------------|--------|------|--------|--------------|------------------|
| 1. Jack MOWBRAY | 8 | 4 | 0 | 4 - 0 (100%) | 28 - 8 (77.78%) |
| 2. Ryan HEIBERG | 6 | 3 | 1 | 3 - 1 (75%) | 24 - 12 (66.67%) |
| 3. Callan CRONE | 4 | 2 | 2 | 2 - 2 (50%) | 22 - 14 (61.11%) |
| 4. Gerdus STRYDOM | 2 | 1 | 3 | 1 - 3 (25%) | 13 - 23 (36.11%) |
| 5. Simon LANDSBERG | 0 | 0 | 4 | 0 - 4 (0%) | 3 - 33 (8.33%) |

Box 2

| | | | | 1. | 2. | 3. | 4. | 5. | 6. | |
|-----------|------|---|----|------------------------------|-----|-----|-----|-----|-----|-----|
| TSA101142 | EP |  | 1. | HURTER Alexander | | 9-0 | 4-5 | 3-6 | 3-6 | 5-4 |
| TSA091428 | EP |  | 2. | JURGENS Lukas | 0-9 | | 0-9 | 0-9 | 0-9 | 2-7 |
| TSA091331 | EP | | 3. | CONRADIE Reghardt | 5-4 | 9-0 | | 3-6 | 5-4 | 4-5 |
| TSA091069 | EP |  | 4. | JANSE VAN RENSBURG Thinus | 6-3 | 9-0 | 6-3 | | 6-3 | 6-3 |
| TSA111006 | EP |  | 5. | ROULSTONE Zeke | 6-3 | 9-0 | 4-5 | 3-6 | | 5-4 |
| TSA091134 | EDEN |  | 6. | LAMPRECHT Janhendrik | 4-5 | 7-2 | 5-4 | 3-6 | 4-5 | |

| Standings | Points | Wins | Losses | Sets | Games |
|------------------------------|--------|------|--------|--------------|------------------|
| 1. Thinus JANSE VAN RENSBURG | 10 | 5 | 0 | 5 - 0 (100%) | 33 - 12 (73.33%) |
| 2. Zeke ROULSTONE | 6 | 3 | 2 | 3 - 2 (60%) | 27 - 18 (60%) |
| 3. Reghardt CONRADIE | 6 | 3 | 2 | 3 - 2 (60%) | 26 - 19 (57.78%) |
| 4. Alexander HURTER | 4 | 2 | 3 | 2 - 3 (40%) | 24 - 21 (53.33%) |
| 5. Janhendrik LAMPRECHT | 4 | 2 | 3 | 2 - 3 (40%) | 23 - 22 (51.11%) |
| 6. Lukas JURGENS | 0 | 0 | 5 | 0 - 5 (0%) | 2 - 43 (4.44%) |

1/2 Playoff

Jack MOWBRAY

| | |
|---------------------------|---------------------------|
| | Thinus JANSE VAN RENSBURG |
| Thinus JANSE VAN RENSBURG | 9-3 |

3/4 Playoff

Ryan HEIBERG

| | |
|----------------|----------------|
| | Zeke ROULSTONE |
| Zeke ROULSTONE | 7-2 |

5/6 Playoff

| | |
|-------------------|--------------|
| Callan CRONE | |
| Reghardt CONRADIE | Callan CRONE |
| | 5-4 |

7/8 Playoff

| | |
|------------------|------------------|
| Gerdus STRYDOM | |
| Alexander HURTER | Alexander HURTER |
| | 7-2 |

9/10 Playoff

| | |
|----------------------|----------------------|
| Simon LANDSBERG | |
| Janhendrik LAMPRECHT | Janhendrik LAMPRECHT |
| | 8-1 |