











20171111 GN Wilson Mini 3
BS 10

Box 1

| | | | | 1. | 2. | 3. | 4. | 5. | 6. | 7. | 8. |
|-----------|------|---|----------------------------|-----|-----|-----|-----|-----|-----|-----|-----|
| TSA081096 | EDEN |  | 1. LAMPRECHT Devilliers | | 2-5 | 0-7 | 3-4 | 2-5 | 4-3 | 0-7 | 1-6 |
| TSA071403 | GC |  | 2. GRUSIN Ethan | 5-2 | | 0-7 | 7-0 | 5-2 | 7-0 | 4-3 | 3-4 |
| TSA091029 | GC |  | 3. LEVINER Guy | 7-0 | 7-0 | | 7-0 | 6-1 | 7-0 | 6-1 | 6-1 |
| TSA071058 | GC |  | 4. SWEIDAN Levi | 4-3 | 0-7 | 0-7 | | 7-0 | 7-0 | 2-5 | 4-3 |
| TSA081000 | GC | | 5. RAUBENHEIMER Troy | 5-2 | 2-5 | 1-6 | 0-7 | | 7-0 | 2-5 | 3-4 |
| TSA091036 | GN |  | 6. MOSTERT Kelly | 3-4 | 0-7 | 0-7 | 0-7 | 0-7 | | 0-7 | 1-6 |
| TSA081051 | GN | | 7. MEIRING Sean | 7-0 | 3-4 | 1-6 | 5-2 | 5-2 | 7-0 | | 5-2 |
| TSA071316 | GN |  | 8. FOKO Mosedi | 6-1 | 4-3 | 1-6 | 3-4 | 4-3 | 6-1 | 2-5 | |

| Standings | Points | Wins | Losses | Sets | Games |
|-------------------------|--------|------|--------|----------------|------------------|
| 1. Guy LEVINER | 14 | 7 | 0 | 7 - 0 (100%) | 46 - 3 (93.88%) |
| 2. Sean MEIRING | 10 | 5 | 2 | 5 - 2 (71.43%) | 33 - 16 (67.35%) |
| 3. Ethan GRUSIN | 10 | 5 | 2 | 5 - 2 (71.43%) | 31 - 18 (63.27%) |
| 4. Mosedi FOKO | 8 | 4 | 3 | 4 - 3 (57.14%) | 26 - 23 (53.06%) |
| 5. Levi SWEIDAN | 8 | 4 | 3 | 4 - 3 (57.14%) | 24 - 25 (48.98%) |
| 6. Troy RAUBENHEIMER | 4 | 2 | 5 | 2 - 5 (28.57%) | 20 - 29 (40.82%) |
| 7. Devilliers LAMPRECHT | 2 | 1 | 6 | 1 - 6 (14.29%) | 12 - 37 (24.49%) |
| 8. Kelly MOSTERT | 0 | 0 | 7 | 0 - 7 (0%) | 4 - 45 (8.16%) |

Box 2

| | | | | 1. | 2. | 3. | 4. | 5. | 6. | 7. | 8. |
|-----------|-------|---|-------------------------|-----|-----|-----|----------------------|-----|----------------------|-----|-----|
| TSA091011 | GC |  | 1. ZUNGU Gugu | | 6-1 | 2-5 | 2-5 | 6-1 | 2-5 | 5-2 | 5-2 |
| TSA071215 | GC |  | 2. LAFFER Gidon | 1-6 | | 3-4 | 1-6 | 2-5 | 4-3 | 2-5 | 6-1 |
| TSA071103 | GC | | 3. VAN WYK JN | 5-2 | 4-3 | | 4-3 | 0-7 | 4-3 | 5-2 | 6-1 |
| TSA081015 | GC | | 4. KODESH Jamie | 5-2 | 6-1 | 3-4 | | 5-2 | Tuk 18 Nov 9:00am | 6-1 | 6-1 |
| TSA081184 | GN |  | 5. SWANEPOEL Lourens | 1-6 | 5-2 | 7-0 | 2-5 | | 2-5 | 3-4 | 5-2 |
| TSA071182 | Winel | | 6. SWART Rohann | 5-2 | 3-4 | 3-4 | Tuk 18 Nov 9:00am | 5-2 | | 5-2 | 7-0 |
| TSA071272 | GN |  | 7. MC CRATE CF | 2-5 | 5-2 | 2-5 | 1-6 | 4-3 | 2-5 | | 5-2 |
| TSA081159 | GN | | 8. DU PREEZ Dieter | 2-5 | 1-6 | 1-6 | 1-6 | 2-5 | 0-7 | 2-5 | |

| Standings | Points | Wins | Losses | Sets | Games |
|----------------------|--------|------|--------|----------------|------------------|
| 1. JN VAN WYK | 12 | 6 | 1 | 6 - 1 (85.71%) | 28 - 21 (57.14%) |
| 2. Jamie KODESH | 10 | 5 | 1 | 5 - 1 (83.33%) | 31 - 11 (73.81%) |
| 3. Rohann SWART | 8 | 4 | 2 | 4 - 2 (66.67%) | 28 - 14 (66.67%) |
| 4. Gugu ZUNGU | 8 | 4 | 3 | 4 - 3 (57.14%) | 28 - 21 (57.14%) |
| 5. Lourens SWANEPOEL | 6 | 3 | 4 | 3 - 4 (42.86%) | 25 - 24 (51.02%) |
| 6. CF MC CRATE | 6 | 3 | 4 | 3 - 4 (42.86%) | 21 - 28 (42.86%) |
| 7. Gidon LAFFER | 4 | 2 | 5 | 2 - 5 (28.57%) | 19 - 30 (38.78%) |
| 8. Dieter DU PREEZ | 0 | 0 | 7 | 0 - 7 (0%) | 9 - 40 (18.37%) |



Box 3

| | | | | 1. | 2. | 3. | 4. | 5. | 6. | 7. | 8. |
|-----------|-----|--|----------------------------|-----|-----|-----|-----|-----|-----|-----|-----|
| TSA071077 | GC | | 1. PEARL Ethan | | 1-6 | 4-3 | 0-7 | 7-0 | 3-4 | 6-1 | 1-6 |
| TSA071248 | GC | | 2. POGIR Jared | 6-1 | | 6-1 | 4-3 | 5-2 | 5-2 | 7-0 | 4-3 |
| TSA071372 | GC | | 3. THORNHILL-DAVIS Milo | 3-4 | 1-6 | | 1-6 | 3-4 | 1-6 | 6-1 | 3-4 |
| TSA071254 | GC | | 4. MOKETE Moeketsi | 7-0 | 3-4 | 6-1 | | 7-0 | 5-2 | 7-0 | 2-5 |
| TSA081166 | | | 5. DE WIT Luan | 0-7 | 2-5 | 4-3 | 0-7 | | 6-1 | 4-3 | 3-4 |
| TSA081044 | LIM | | 6. BOSCH Johan | 4-3 | 2-5 | 6-1 | 2-5 | 1-6 | | 7-0 | 2-5 |
| TSA091084 | GN | | 7. GEORGHIADES Anessio | 1-6 | 0-7 | 1-6 | 0-7 | 3-4 | 0-7 | | 1-6 |
| TSA071219 | NW | | 8. BELL Michaël | 6-1 | 3-4 | 4-3 | 5-2 | 4-3 | 5-2 | 6-1 | |

| Standings | Points | Wins | Losses | Sets | Games |
|-------------------------|--------|------|--------|----------------|------------------|
| 1. Jared POGIR | 14 | 7 | 0 | 7 - 0 (100%) | 37 - 12 (75.51%) |
| 2. Michaël BELL | 12 | 6 | 1 | 6 - 1 (85.71%) | 33 - 16 (67.35%) |
| 3. Moeketsi MOKETE | 10 | 5 | 2 | 5 - 2 (71.43%) | 37 - 12 (75.51%) |
| 4. Johan BOSCH | 6 | 3 | 4 | 3 - 4 (42.86%) | 24 - 25 (48.98%) |
| 5. Ethan PEARL | 6 | 3 | 4 | 3 - 4 (42.86%) | 22 - 27 (44.9%) |
| 6. Luan DE WIT | 6 | 3 | 4 | 3 - 4 (42.86%) | 19 - 30 (38.78%) |
| 7. Milo THORNHILL-DAVIS | 2 | 1 | 6 | 1 - 6 (14.29%) | 18 - 31 (36.73%) |
| 8. Anessio GEORGHIADES | 0 | 0 | 7 | 0 - 7 (0%) | 6 - 43 (12.24%) |

Box 4

| | | | | 1. | 2. | 3. | 4. | 5. | 6. | 7. | 8. | 9. |
|-----------|----|--|----------------------------|----------------------|----------------------|-----|-----|----------------------|-----|-----|----------------------|-----|
| TSA091019 | GC | | 1. LEVINER Jarryn | | 4-3 | 5-2 | 5-2 | 6-1 | 6-1 | 7-0 | Tuk 18 Nov 8:00am | 7-0 |
| TSA081173 | GC | | 2. CORBETT Cameron | 3-4 | | 5-2 | 6-1 | Tuk 18 Nov 8:00am | 5-2 | 7-0 | 7-0 | 7-0 |
| TSA071396 | GC | | 3. GRONEMANN Jamie | 2-5 | 2-5 | | 4-3 | 4-3 | 5-2 | 7-0 | 3-4 | 7-0 |
| TSA081034 | GC | | 4. ROUT Riddhiman | 2-5 | 1-6 | 3-4 | | 3-4 | 4-3 | 7-0 | 4-3 | 7-0 |
| TSA071370 | GN | | 5. DE WIT Zane | 1-6 | Tuk 18 Nov 8:00am | 3-4 | 4-3 | | 4-3 | 7-0 | 5-2 | 7-0 |
| TSA081002 | GN | | 6. CORNELISSEN Henco | 1-6 | 2-5 | 2-5 | 3-4 | 3-4 | | 7-0 | 4-3 | 7-0 |
| TSA101001 | GN | | 7. MOSTERT Jamie | 0-7 | 0-7 | 0-7 | 0-7 | 0-7 | 0-7 | | 2-5 | 7-0 |
| TSA071405 | GN | | 8. FREISLICH Christiaan | Tuk 18 Nov 8:00am | 0-7 | 4-3 | 3-4 | 2-5 | 3-4 | 5-2 | | 7-0 |
| TSA081157 | NW | | 9. KOCK Wynand | 0-7 | 0-7 | 0-7 | 0-7 | 0-7 | 0-7 | 0-7 | 0-7 | |

| Standings | Points | Wins | Losses | Sets | Games |
|-------------------------|--------|------|--------|----------------|------------------|
| 1. Jarryn LEVINER | 14 | 7 | 0 | 7 - 0 (100%) | 40 - 9 (81.63%) |
| 2. Cameron CORBETT | 12 | 6 | 1 | 6 - 1 (85.71%) | 40 - 9 (81.63%) |
| 3. Zane DE WIT | 10 | 5 | 2 | 5 - 2 (71.43%) | 31 - 18 (63.27%) |
| 4. Jamie GRONEMANN | 10 | 5 | 3 | 5 - 3 (62.5%) | 34 - 22 (60.71%) |
| 5. Riddhiman ROUT | 8 | 4 | 4 | 4 - 4 (50%) | 31 - 25 (55.36%) |
| 6. Christiaan FREISLICH | 6 | 3 | 4 | 3 - 4 (42.86%) | 24 - 25 (48.98%) |
| 7. Henco CORNELISSEN | 6 | 3 | 5 | 3 - 5 (37.5%) | 29 - 27 (51.79%) |
| 8. Jamie MOSTERT | 2 | 1 | 7 | 1 - 7 (12.5%) | 9 - 47 (16.07%) |
| 9. Wynand KOCK | 0 | 0 | 8 | 0 - 8 (0%) | 0 - 56 (0%) |

