



2024084 FS Pro Kennex Rainbow Kidz 10+U Mini 4




Green Ball Boys

Box 1

				1.	2.	3.	4.
TSA141089	FS		1. [1] NEL Joshua		5-2	7-0	7-0
TSA141306	FS		2. [7] TAUTE Renier Uys	2-5		5-2	7-0
TSA141462	FS		3. GOODES Keegan	0-7	2-5		5-2
TSA161118	FS		4. VISSER Janko	0-7	0-7	2-5	


Standings	Points	Wins	Losses	Sets	Games
1. [1] Joshua NEL	0	3	0	3 - 0 (100%)	19 - 2 (90.48%)
2. [7] Renier Uys TAUTE	0	2	1	2 - 1 (66.67%)	14 - 7 (66.67%)
3. Keegan GOODES	0	1	2	1 - 2 (33.33%)	7 - 14 (33.33%)
4. Janko VISSER	0	0	3	0 - 3 (0%)	2 - 19 (9.52%)

Box 2

				1.	2.	3.	4.
TSA141553			1. [4] SEKOATI Letlotlo		W/O	W/O	W/O
TSA141344	NC		2. [6] ENGELBRECHT Sion	Opponent W/O		7-0	3-4
TSA161127	FS		3. PIENAAR Arlo	Opponent W/O	0-7		0-7
TSA141212	NC		4. SLABBERT Bernard	Opponent W/O	4-3	7-0	



Standings	Points	Wins	Losses	Sets	Games
1. Bernard SLABBERT	0	3	0	3 - 0 (100%)	17 - 3 (85%)
2. [6] Sion ENGELBRECHT	0	2	1	2 - 1 (66.67%)	16 - 4 (80%)
3. Arlo PIENAAR	0	1	2	1 - 2 (33.33%)	6 - 14 (30%)
4. [4] Letlotlo SEKOATI	0	0	3	0 - 3 (0%)	0 - 18 (0%)

Box 3

				1.	2.	3.	4.	5.
TSA151060	FS		1. [3] PIENAAR Benjamin		6-1	7-0	7-0	7-0
TSA141138	FS		2. [5] OOSTHUIZEN Gerhardus	1-6		7-0	6-1	7-0
TSAJJ6370	FS		3. BREYTENBACH Tiaan	0-7	0-7		1-6	2-5
TSA141334	NC		4. BRINK Wouter	0-7	1-6	6-1		5-2
TSA151097	NC		5. SLABBERT Pierre	0-7	0-7	5-2	2-5	

Standings	Points	Wins	Losses	Sets	Games
1. [3] Benjamin PIENAAR	0	4	0	4 - 0 (100%)	27 - 1 (96.43%)
2. [5] Gerhardus OOSTHUIZEN	0	3	1	3 - 1 (75%)	21 - 7 (75%)
3. Wouter BRINK	0	2	2	2 - 2 (50%)	12 - 16 (42.86%)
4. Pierre SLABBERT	0	1	3	1 - 3 (25%)	7 - 21 (25%)
5. Tiaan BREYTENBACH	0	0	4	0 - 4 (0%)	3 - 25 (10.71%)

Box 4

				1.	2.	3.	4.	5.
TSA141264	FS		1. [2] LOUW Benjamin		7-0	5-2	7-0	5-2
TSA141453	FS		2. ROUX SAAI	0-7		0-7	7-0	2-5
TSA141309	FS		3. VAN SCHALKWYK Henco	2-5	7-0		6-1	6-1
TSA171056	FS		4. VAN DER HAER Brian	0-7	0-7	1-6		1-6
TSA141136	NC		5. VAN DER POST AC	2-5	5-2	1-6	6-1	

Standings	Points	Wins	Losses	Sets	Games
1. [2] Benjamin LOUW	0	4	0	4 - 0 (100%)	24 - 4 (85.71%)
2. Henco VAN SCHALKWYK	0	3	1	3 - 1 (75%)	21 - 7 (75%)
3. AC VAN DER POST	0	2	2	2 - 2 (50%)	14 - 14 (50%)
4. SAAI ROUX	0	1	3	1 - 3 (25%)	9 - 19 (32.14%)
5. Brian VAN DER HAER	0	0	4	0 - 4 (0%)	2 - 26 (7.14%)