

2024 Boland Junior Open

U13 Boys (2011 - 2012)

Box 1

	1.	2.	3.	4.	5.	6.
1. BOSMAN Wian		15-6, 15-6, 15-8	15-0, 15-6, 15-4	15-6, 15-5, 15-7	15-0, 15-1, 15-1	15-1, 15-3, 15-3
2. BEETS Omri	6-15, 6-15, 8-15		15-2, 15-7, 15-8	15-5, 15-5, 15-5	15-3, 15-3, 15-3	15-2, 15-1, 15-4
3. VAN DER MERWE M Markus	0-15, 6-15, 4-15	2-15, 7-15, 8-15		9-15, 15-17, 9-15	15-5, 15-5, 15-5	15-8, 15-5, 15-7
4. LATEGAN Ben	6-15, 5-15, 7-15	5-15, 5-15, 5-15	15-9, 17-15, 15-9		15-3, 15-3, 15-8	15-7, 15-9, 15-5
5. VAN ZYL Nicolaas	0-15, 1-15, 1-15	3-15, 3-15, 3-15	5-15, 5-15, 5-15	3-15, 3-15, 8-15		4-15, 10-15, 3-15
6. VAN DALSEN Jack	1-15, 3-15, 3-15	2-15, 1-15, 4-15	8-15, 5-15, 7-15	7-15, 9-15, 5-15	15-4, 15-10, 15-3	

Standings	Points	Wins	Losses	Games	Game Pts
1. Wian BOSMAN	10	5	0	15 - 0 (100%)	225 - 57 (79.79%)
2. Omri BEETS	8	4	1	12 - 3 (80%)	200 - 93 (68.26%)
3. Ben LATEGAN	6	3	2	9 - 6 (60%)	170 - 158 (51.83%)
4. Markus VAN DER MERWE M	4	2	3	6 - 9 (40%)	150 - 172 (46.58%)
5. Jack VAN DALSEN	2	1	4	3 - 12 (20%)	100 - 197 (33.67%)
6. Nicolaas VAN ZYL	0	0	5	0 - 15 (0%)	57 - 225 (20.21%)

Box 2

	1.	2.	3.	4.	5.	6.
1. POSTHUMUS Milton		15-6, 11-15, 15-11 15-7	15-9, 15-8, 15-5	15-5, 15-3, 15-3	Opponent W/O	15-1, 15-2, 15-3
2. VAN DER MERWE W Willem	6-15, 15-11, 11-15 7-15		15-11, 15-8, 15-6	15-6, 15-1, 15-6	Opponent W/O	15-1, 15-2, 15-3
3. THEART Altus	9-15, 8-15, 5-15	11-15, 8-15, 6-15		15-7, 15-7, 15-8	15-4, 15-2, 15-2	15-2, 15-1, 15-0
4. COETZEE Pieter	5-15, 3-15, 3-15	6-15, 1-15, 6-15	7-15, 7-15, 8-15		Opponent W/O	15-5, 15-0, 15-4
5. CHIBAYA Ephias	W/O	W/O	4-15, 2-15, 2-15	W/O		W/O
6. MOYO Oliver	1-15, 2-15, 3-15	1-15, 2-15, 3-15	2-15, 1-15, 0-15	5-15, 0-15, 4-15	Opponent W/O	

Standings	Points	Wins	Losses	Games	Game Pts
1. Milton POSTHUMUS	10	5	0	15 - 1 (93.75%)	191 - 78 (71%)
2. Willem VAN DER MERWE W	8	4	1	13 - 3 (81.25%)	174 - 100 (63.5%)
3. Altus THEART	6	3	2	9 - 6 (60%)	182 - 123 (59.67%)
4. Pieter COETZEE	4	2	3	6 - 9 (40%)	91 - 144 (38.72%)
5. Oliver MOYO	2	1	4	3 - 12 (20%)	24 - 180 (11.76%)
6. Ephias CHIBAYA	0	0	5	0 - 15 (0%)	8 - 45 (15.09%)

Box 3

	1.	2.	3.	4.	5.	6.
1. JNR francois		15-2, 15-4, 15-5	15-2, 15-1, 15-3	15-3, 15-8, 15-5	15-4, 15-5, 15-3	15-1, 15-4, 15-1
2. NIEUWOUDT James	2-15, 4-15, 5-15		15-9, 15-13, 15-7	15-7, 15-9, 15-8	15-3, 15-4, 15-7	15-3, 15-1, 15-0
3. RUST Nicolaas	2-15, 1-15, 3-15	9-15, 13-15, 7-15		15-7, 17-15, 15-11	15-9, 15-9, 15-12	15-5, 15-4, 15-3
4. KRUGER Janno	3-15, 8-15, 5-15	7-15, 9-15, 8-15	7-15, 15-17, 11-15		15-12, 15-11, 15-13	15-7, 15-8, 15-6
5. BEKKER Reuben	4-15, 5-15, 3-15	3-15, 4-15, 7-15	9-15, 9-15, 12-15	12-15, 11-15, 13-15		15-3, 15-8, 15-4
6. STEMELA Tawanda	1-15, 4-15, 1-15	3-15, 1-15, 0-15	5-15, 4-15, 3-15	7-15, 8-15, 6-15	3-15, 8-15, 4-15	

Standings	Points	Wins	Losses	Games	Game Pts
1. francois JNR	10	5	0	15 - 0 (100%)	225 - 51 (81.52%)
2. James NIEUWOUDT	8	4	1	12 - 3 (80%)	191 - 116 (62.21%)
3. Nicolaas RUST	6	3	2	9 - 6 (60%)	172 - 165 (51.04%)
4. Janno KRUGER	4	2	3	6 - 9 (40%)	163 - 194 (45.66%)
5. Reuben BEKKER	2	1	4	3 - 12 (20%)	137 - 195 (41.27%)
6. Tawanda STEMELA	0	0	5	0 - 15 (0%)	58 - 225 (20.49%)

Box 4

	1.	2.	3.	4.	5.	6.	7.
1. SMIT Zander		16-14, 15-13, 15-13	15-7, 15-7, 13-15 15-9	15-3, 15-4, 15-5	Opponent W/O	15-4, 15-5, 15-0	15-5, 15-1, 15-5
2. DU TOIT Luka	14-16, 13-15, 13-15		15-6, 16-14, 17-15	15-11, 15-8, 15-12	Opponent W/O	15-6, 15-3, 15-3	15-1, 15-2, 15-1
3. FOURIE Ewalt	7-15, 7-15, 15-13 9-15	6-15, 14-16, 15-17		15-3, 15-9, 15-8	12-15, 15-11, 15-9 15-9	15-8, 15-5, 15-3	15-4, 15-5, 15-7
4. YEATES Alex	3-15, 4-15, 5-15	11-15, 8-15, 12-15	3-15, 9-15, 8-15		Opponent W/O	15-10, 15-10, 15-7	15-3, 15-4, 15-11
5. MAY Ceejay	W/O	W/O	15-12, 11-15, 9-15 9-15	W/O		W/O	15-6, 15-12, 15-9
6. SMITH Jacobus	4-15, 5-15, 0-15	6-15, 3-15, 3-15	8-15, 5-15, 3-15	10-15, 10-15, 7-15	Opponent W/O		15-5, 15-6, 15-10
7. MATANZIMA Sophumelela	5-15, 1-15, 5-15	1-15, 2-15, 1-15	4-15, 5-15, 7-15	3-15, 4-15, 11-15	6-15, 12-15, 9-15	5-15, 6-15, 10-15	

Standings	Points	Wins	Losses	Games	Game Pts
1. Zander SMIT	12	6	0	18 - 1 (94.74%)	239 - 110 (68.48%)
2. Luka DU TOIT	10	5	1	15 - 3 (83.33%)	223 - 128 (63.53%)
3. Ewalt FOURIE	8	4	2	13 - 7 (65%)	265 - 202 (56.75%)
4. Alex YEATES	6	3	3	9 - 9 (50%)	153 - 180 (45.95%)
5. Jacobus SMITH	4	2	4	6 - 12 (33.33%)	109 - 201 (35.16%)
6. Ceejay MAY	2	1	5	4 - 15 (21.05%)	89 - 84 (51.45%)
7. Sophumelela MATANZIMA	0	0	6	0 - 18 (0%)	97 - 270 (26.43%)

1/2 Playoff

Wian BOSMAN

15-5, 15-3, 15-4 (20m)

francois JNR

francois JNR

15-3, 15-6, 15-3 (19m)

francois JNR

Milton POSTHUMUS

15-13, 11-15, 15-1, 15-8 (32m)

Zander SMIT

Milton POSTHUMUS

3/4 Playoff

Wian BOSMAN

16-14, 15-5, 11-15, 14-16, 15-10

Zander SMIT

Wian BOSMAN

5/6 Playoff

Omri BEETS

15-10, 15-13, 15-10 (23m)

James NIEUWOUDT

James NIEUWOUDT

15-13, 10-15, 15-5, 13-15, 15-12 (36m)

Willem VAN DER MERWE W

Willem VAN DER MERWE W

15-9, 10-15, 15-7, 19-17 (32m)

Luka DU TOIT

Willem VAN DER MERWE W

7/8 Playoff

Omri BEETS

15-8, 15-7, 10-15, 6-15, 15-9 (34m)

Luka DU TOIT

Omri BEETS

9/10 Playoff

Ben LATEGAN

15-13, 15-7, 15-13 (21m)

Nicolaas RUST

Ben LATEGAN

15-10, 15-11, 15-13 (27m)

Altus THEART

Altus THEART

16-14, 15-12, 15-9 (24m)

Ewalt FOURIE

Altus THEART

11/12 Playoff

Nicolaas RUST	
16-14, 16-14, 15-8 (25m)	Nicolaas RUST
Ewalt FOURIE	

13/14 Playoff

Markus VAN DER MERWE M		
14-16, 14-16, 15-9, 15-9, 15-9 (45m)	Janno KRUGER	
Janno KRUGER	15-7, 13-15, 15-9, 15-13 (32m)	Janno KRUGER
Pieter COETZEE		
15-12, 15-13, 12-15, 15-6 (33m)	Alex YEATES	
Alex YEATES		

15/16 Playoff

Markus VAN DER MERWE M	
17-15, 15-11, 15-12 (31m)	Pieter COETZEE
Pieter COETZEE	


17/18 Playoff

Jack VAN DALSEN		
8-15, 15-10, 15-5, 15-8 (30m)	Jack VAN DALSEN	
Reuben BEKKER	16-14, 10-15, 15-8, 15-13 (39m)	Jack VAN DALSEN
Oliver MOYO		
15-12, 15-11, 15-12 (18m)	Jacobus SMITH	
Jacobus SMITH		

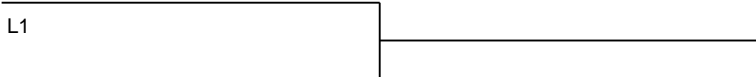
19/20 Playoff

Reuben BEKKER	
Walkover	Reuben BEKKER
Oliver MOYO	


21/22 Playoff



23/24 Playoff



25/26 Playoff



27/28 Playoff

