

Event 2 2024 - East of England Racketball Open - 10th February - Broxbourne

B Grade Singles

Box 1

| | 1. | 2. | 3. | 4. |
|-----------------------|------------------|------------------|------------------|------------|
| 1. DA COSTA Manuel | | 3-11, 12-14 | 11-9, 2-11, 11-9 | 11-6, 11-5 |
| 2. TYLER Stuart | 11-3, 14-12 | | 11-6, 8-11, 11-7 | 11-3, 11-3 |
| 3. PARSLOW Matilda | 9-11, 11-2, 9-11 | 6-11, 11-8, 7-11 | | 11-6, 11-2 |
| 4. BANFIELD Peter | 6-11, 5-11 | 3-11, 3-11 | 6-11, 2-11 | |

| Standings | Points | Wins | Losses | Games | Game Pts |
|--------------------|--------|------|--------|----------------|------------------|
| 1. Stuart TYLER | 6 | 3 | 0 | 6 - 1 (85.71%) | 77 - 45 (63.11%) |
| 2. Manuel DA COSTA | 4 | 2 | 1 | 4 - 3 (57.14%) | 61 - 65 (48.41%) |
| 3. Matilda PARSLOW | 2 | 1 | 2 | 4 - 4 (50%) | 75 - 62 (54.74%) |
| 4. Peter BANFIELD | 0 | 0 | 3 | 0 - 6 (0%) | 25 - 66 (27.47%) |

Box 2

| | 1. | 2. | 3. | 4. |
|---------------------|------------|------------|------------|------------|
| 1. CHAPLIN Paul | | 11-4, 11-9 | 6-11, 7-11 | 4-11, 4-11 |
| 2. MEADOWS Tommy | 4-11, 9-11 | | 6-11, 7-11 | 7-11, 7-11 |
| 3. HAY Kimberley | 11-6, 11-7 | 11-6, 11-7 | | 6-11, 9-11 |
| 4. DEAN James | 11-4, 11-4 | 11-7, 11-7 | 11-6, 11-9 | |

| Standings | Points | Wins | Losses | Games | Game Pts |
|------------------|--------|------|--------|----------------|------------------|
| 1. James DEAN | 6 | 3 | 0 | 6 - 0 (100%) | 66 - 37 (64.08%) |
| 2. Kimberley HAY | 4 | 2 | 1 | 4 - 2 (66.67%) | 59 - 48 (55.14%) |
| 3. Paul CHAPLIN | 2 | 1 | 2 | 2 - 4 (33.33%) | 43 - 57 (43%) |
| 4. Tommy MEADOWS | 0 | 0 | 3 | 0 - 6 (0%) | 40 - 66 (37.74%) |

Box 3

| | 1. | 2. | 3. | 4. |
|------------------------|------------------|-------------|------------|------------------|
| 1. BAGGULEY Michael | | 11-5, 13-11 | 11-5, 11-5 | 11-7, 8-11, 11-5 |
| 2. BISHOP Jack | 5-11, 11-13 | | 11-4, 11-9 | 6-11, 7-11 |
| 3. SHIPGOOD Simon | 5-11, 5-11 | 4-11, 9-11 | | 2-11, 6-11 |
| 4. BUCKLE Nev | 7-11, 11-8, 5-11 | 11-6, 11-7 | 11-2, 11-6 | |

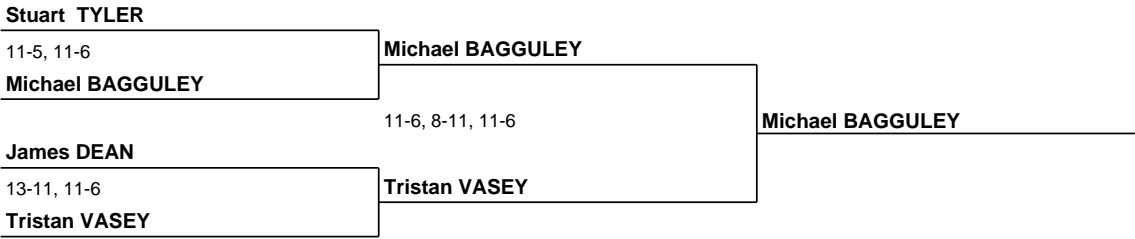
| Standings | Points | Wins | Losses | Games | Game Pts |
|---------------------|--------|------|--------|----------------|------------------|
| 1. Michael BAGGULEY | 6 | 3 | 0 | 6 - 1 (85.71%) | 76 - 49 (60.8%) |
| 2. Nev BUCKLE | 4 | 2 | 1 | 5 - 2 (71.43%) | 67 - 51 (56.78%) |
| 3. Jack BISHOP | 2 | 1 | 2 | 2 - 4 (33.33%) | 51 - 59 (46.36%) |
| 4. Simon SHIPGOOD | 0 | 0 | 3 | 0 - 6 (0%) | 31 - 66 (31.96%) |

Box 4

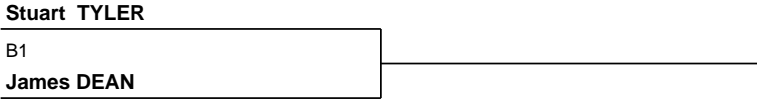
| | 1. | 2. | 3. | 4. |
|---------------------|-------------------|------------------|------------|-------------------|
| 1. LONG Chris | | 11-9, 11-6 | 11-3, 11-2 | 5-11, 11-2, 10-12 |
| 2. MOORE Nick | 9-11, 6-11 | | 11-7, 11-6 | 2-11, 11-7, 4-11 |
| 3. COBB Richard | 3-11, 2-11 | 7-11, 6-11 | | 3-11, 5-11 |
| 4. VASEY Tristan | 11-5, 2-11, 12-10 | 11-2, 7-11, 11-4 | 11-3, 11-5 | |

| Standings | Points | Wins | Losses | Games | Game Pts |
|------------------|--------|------|--------|----------------|------------------|
| 1. Tristan VASEY | 6 | 3 | 0 | 6 - 2 (75%) | 76 - 51 (59.84%) |
| 2. Chris LONG | 4 | 2 | 1 | 5 - 2 (71.43%) | 70 - 45 (60.87%) |
| 3. Nick MOORE | 2 | 1 | 2 | 3 - 4 (42.86%) | 54 - 64 (45.76%) |
| 4. Richard COBB | 0 | 0 | 3 | 0 - 6 (0%) | 26 - 66 (28.26%) |

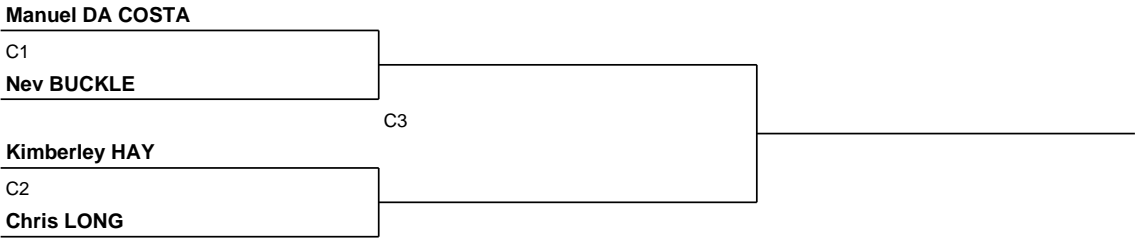
1/2 Playoff



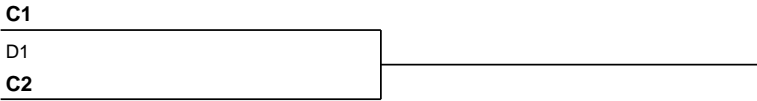
3/4 Playoff




5/6 Playoff



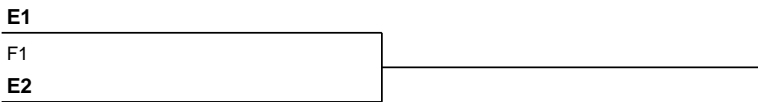
7/8 Playoff




9/10 Playoff



11/12 Playoff



13/14 Playoff



15/16 Playoff

